



Mailing

Inserting

Relay® 2500 Folder Inserter

Simplicity meets productivity.

Eliminate the time-consuming task of folding and inserting your mail with the Relay 2500 folder inserter. Our simple user experience is designed on a tried and proven platform, enabling you to finish up to 10,000 mail pieces per month.

With superior accuracy and reliability, your team gains confidence knowing that your critical mail gets out the door on time, every time, without the inherent errors that come with manual handling.

The Relay 2500 folder inserter gives you simple, accurate, and reliable mail assembly.



Simplicity

Thoughtfully designed for any user.



Accuracy

Eliminate costly delays due to manual errors.



Productivity

Keep mail process moving with fast, uninterrupted performance



For more information, visit us online: [pitneybowes.com](https://www.pitneybowes.com)

Specifications for Relay 2500

System	Relay 2500
Cycle speed	2,500 per hour
Color Touchscreen UI	Standard
Monthly capacity	Up to 10,000/month
Feeder configuration	1 sheet feeder, 1 insert feeder, outer envelope feeder
Fold options	C, Z, Half (V), Double
Integrity options	OMR, 2D (C Fold Only)
Envelope sealing	Standard

Accumulate before folding

C or Z fold	up to 5 sheets*
Half fold	up to 10 sheets (2 groups of 5)*
Double Fold (Legal Paper)	up to 3 sheets*

Sheet Feeder Tray(s)

Capacity per tray	325 sheets 20 lb/75gsm paper
Paper sizes	Minimum: 7" (178mm) Width x 7" (178mm) Length Maximum: 9" (229mm) Width x 16" (406mm) Length
Paper weights	Minimum: 18lb/70gsm Maximum: 32lb/120gsm

Insert Feeder Tray

Capacity	300
Media sizes	Minimum: 5" (127mm) Width x 3.25" (82mm) Length Maximum: 9" (230mm) Width x 6" (152mm) Length
Media weights	Minimum: 20 lb/75gsm (non-folded cut sheet), 16 lb/60 gsm (folded material) Maximum: 50 lb/180gsm (single sheet) maximum compressed thickness of .078" (2mm)


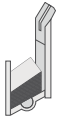
Envelope specifications

Capacity	up to 100
Envelope Sizes	Minimum: 3.5" (88mm) Deep x 8.5" (220mm) Wide Maximum: 6.5" (164mm) Deep x 9.5" (242mm) Wide
Envelope weights	Minimum: 17lb (65gsm) Maximum: 26lb (100gsm)
Programmable jobs	20

Physical specifications

Tabletop Dimensions	28" L x 21" W x 25" H (711mm x 533mm x 635mm)
Full Installed dimensions	42" L x 21" W x 25" H (1067mm x 533mm x 635mm)
Weight	139 lbs / 63 kg


Accessory Physical specifications

 	Vertical Power Stacker Installed Length: 14 inches /356 mm Height: 24 inches /610 mm
	Drop Stacker Installed Length: 10.5 inches / 267mm)

*Based on 20lb/75gsm



United States
3001 Summer Street
Stamford, CT 06926-0700



WALZ
Label & Mailing Systems
624 High Point Ln, East Peoria, IL 61611-9329
(309) 698-1500 T/F (877) 971-1500
www.walzeq.com email: walz@walzeq.com



Pitney Bowes, the Corporate logo and Relay are trademarks of Pitney Bowes Inc. or a subsidiary.
All other trademarks are the property of their respective owners. © 2018 Pitney Bowes Inc. All rights reserved.

18SMB05311_US