



**Mailing**  
Inserting

**Relay® 3500 folder inserter**

# Productivity and confidence is built in

Eliminate the time-consuming task of folding and inserting your mail with the Relay 3500 folder inserter. Our simple user experience is designed on a tried and proven platform that enables you to finish up to 20,000 mail pieces per

month. With accuracy and reliability built in, your team gains confidence knowing that your critical mail is getting out the door accurately on time, every time, without errors.

The Relay 3500 folder inserter provides simple, accurate, and reliable mail assembly.



**Simplicity**  
Thoughtfully designed for any user.



**Accuracy**  
Eliminate costly delays due to manual errors.


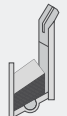


**Productivity**  
Keep mail process moving with fast, uninterrupted performance



For more information, visit us online: [pitneybowes.com](http://pitneybowes.com)

## Specifications for Relay 3500


System	Relay 3500
Cycle speed	3,000 per hour
Color touchscreen UI	Standard
Monthly capacity	Up to 20,000/month
Feeder configuration	2 Sheet feeders, 1 insert feeder, outer envelope feeder
Fold options	C, Z, Half (V), Double
Integrity options	OMR, 2D
Cascade from sheet feeders	Yes
Envelope sealing	Standard
<b>Accumulate before folding</b>	
C or Z fold	up to 5 sheets*
Half fold	up to 10 sheets (2 groups of 5)*
Double Fold (Legal Paper)	up to 3 sheets*
<b>Sheet Feeder Tray(s)</b>	
Capacity per tray	325 sheets 20lb/75gsm paper (650 sheets total)
Paper sizes	Minimum: 7" (178mm) Width x 7" (178mm) Length Maximum: 9" (229mm) Width x 16" (406mm) Length
Paper weights	Minimum: 18lb/ 70gsm Maximum: 32lb/ 120gsm
<b>Insert Feeder Tray</b>	
Capacity	300
Media sizes	Minimum: 5" (127mm) Width x 3.25" (82mm) Length Maximum: 9" (230mm) Width x 6" (152mm) Length
Media weights	Minimum: 20 lb/75gsm (non-folded cut sheet), 16 lb/60 gsm (folded material) Maximum: 50 lb/180gsm (single sheet) maximum compressed thickness of .078" (2mm)
<b>Envelope specifications</b>	
Capacity	up to 100
Envelope Sizes	Minimum: 3.5" (88mm) Deep x 8.5" (220mm) Wide Maximum: 6.5" (164mm) Deep x 9.5" (242mm) Wide
Envelope weights	Minimum: 17lb (65gsm) Maximum: 26lb (100gsm)
Programmable jobs	20
<b>Physical specifications</b>	
Tabletop Dimensions	28" L x 21" W x 25" H (711mm x 533mm x 635mm)
Full Installed dimensions	42" L x 21" W x 25" H (1067mm x 533mm x 635mm)
Weight	145lbs (66kg)
<b>Accessory Physical specifications</b>	
	<b>Vertical Power Stacker</b> Installed Length: 14 inches /356 mm Height: 24 inches /610 mm
	<b>Drop Stacker</b> Installed Length: 10.5 inches / 267mm)

\*Based on 20lb/ 75gsm



**United States**  
3001 Summer Street  
Stamford, CT 06926-0700

YOUR LOCAL DEALER:



**WALZ**  
Label & Mailing Systems  
624 High Point Ln, East Peoria, IL 61611-9329  
(309) 698-1500 T/F (877) 971-1500  
www.walzeq.com email: walz@walzeq.com

